

Janus Programme II

Hepatitis B and C Co-infection

Budapest, Hungary 28–29 June 2012

Evaluation Results

In this Evaluation, where comments are made, similar responses are combined and the number of responses given in brackets.

For other questions, participants were asked to rate their response by circling the appropriate response on a range between 5 to 0 – where 5 is being Very effective to 0 being Poor.

The mean value of the responses is given below, together with the range of responses.


1. What were your expectations of the meeting?

To Learn More About Hep B & C & Co Infection (14)

To Update My Knowledge (3)


Highly Scientific...raise awareness of differences between access & care in Europe (1)

2. How well did the meeting meet your expectations? (Please circle the appropriate response.)




3. How would you rate the effectiveness of the following sessions?

Opening Session:



LECTURE: Current issues in HCV treatment and care



Comments

"Very useful. I will share with my colleagues clinics"

"Well Done, Comprehensive & Systematic"

Janus Programme II

Hepatitis B and C Co-infection

Budapest, Hungary 28–29 June 2012

WORKSHOP: HCV case study workshops in 3 groups



Comments

"It was very practical"

"Very useful to see clinical situations, very good for integrating to the things learnt"


LECTURE: Epidemiology and management of acute HCV




Comments

"Very useful. Those details about the mono infections HVC"


LECTURE: Hepatitis B co-infection and non-viral hepatitis



LECTURE: Current issues in HBV treatment and care



LECTURE: End-stage liver disease and transplantation



COMMENTS:

"I try to calculate the UK score for our patients"

Janus Programme II

Hepatitis B and C Co-infection

Budapest, Hungary 28–29 June 2012


LECTURE: DAAs for HCV/HIV – planning for the future



LECTURE: Managing HBV in the resource constrained world




WORKSHOP: HBV case study workshops in 3 groups



COMMENTS:

“Very useful session. Can integrate things learnt”
“It was useful to see...”


LECTURE: Metabolic hepatitis



COMMENTS:

“Formerly unknown field for me, very interesting”
“Very Interesting”
“Very important in HIV + subjects with metabolic events with HAART.”

LECTURE: Non-viral hepatitis (except NASH) and liver hepatotoxicity



COMMENTS:

“Lecturer is not ready to answer all of the questions”

Janus Programme II

Hepatitis B and C Co-infection

Budapest, Hungary 28–29 June 2012

LECTURE: Novel assessments of liver damage – Fibroscan and beyond – (including evaluation in HIV mono-infected patients)



MEAN: 4.60 RANGE 3-5

COMMENTS:

"Our medical setting does not have access to the Fibroscan examination just yet, but it is definitely going to be used in the future in our own clinic as well."

4. How will this meeting help you in your day-to-day work?

"It has helped me understand more about HIV, HBC & HCV co-infections and the clinical implications and treatments" (3)

"Picked up lots of newsworthy information for Baseline magazine"

"I got new data on HBV & HCV co-infection" (2)


"I will share my knowledge with my colleagues & students"

"It will help me to some extent"

"Trust people who I can ask if I have some problems"

"Helps me more in peer to peer conselling"

5. What is your overall assessment of the meeting?



MEAN 4.867 RANGE: 3-5

Comments

"Congratulations"

"Very useful"

6. Please give suggestions for how future meetings might meet your training needs

"Thank you Justri for this meeting. It was useful for me and I would like to attend others"

"To find out about the novelties in certain areas"

"More interactive, invite overseas moderators and local personalities to face the local problems"

"Provide more general information & for the patients advocates should be provided"

"More case reports" (2)

"More clinical case discussion and fewer general issues. Deeper discussions and less PowerPoint."

"HIV & Aging"

"More on Hep D"